



# 12 & Under Figures 2025

*Current descriptions from the World Aquatics Figures Manual 2022-2025*

## Summary

### 10 & UNDER FIGURES

*Same figures, draw, and rules as 12&U (see below)*

### 12 & UNDER FIGURES

*Either Group 1, Group 2, or Group 3 will be randomly drawn 72h before competition, and performed along with the compulsory figures*

		Figure	Fig. #	DD
2024 and 2025	Compulsory	Straight Ballet Leg	106	1.6
		Barracuda	301	1.8
	Group 1	Front Ariana	359	2.2
		Tower	348	1.9
	Group 2	Water Drop	363	1.8
		Swordfish	401	2.1
	Group 3	Kip	311	1.6
		Swanita Spinning 180	227d	1.9

## Compulsory Figures

Figure 106 - Straight Ballet Leg

Difficulty - 1.6

[CLICK HERE TO WATCH](#)

From a **Back Layout Position**, one leg is raised straight to a **Ballet Leg Position**. The *Ballet Leg* is lowered.









					Total
NVT=		18.5	11.0	10.5	40
PV =		4.63	2.75	2.63	10

Figure 301 - Barracuda

Difficulty - 1.8

[CLICK HERE TO WATCH](#)

From a **Back Layout Position** the legs are raised to vertical as the body is submerged to a **Back Pike Position** with the toes just under the surface of the water. A *Thrust* is executed to **Vertical Position**. A *Vertical Descent* is executed at the same tempo as the *Thrust*.

					Total
NVT=		7.0	31.0	13.0	51
PV =		1.37	6.08	2.55	10







# Group One

Figure 359 - Front Ariana

Difficulty - 2.2

[CLICK HERE TO WATCH](#)

From a **Front Layout Position** a *Front Pike Position* is assumed. One leg is lifted in a 180° arc over the surface of the water to a **Split Position**. Maintaining the relative position of the legs to the surface of the water, an *Ariana Rotation* is performed. A *Walkout Front* is executed.

						Total
NVT	6.0	20.0	17.0	23.0	7.0	73
PVT	0.82	2.74	2.33	3.15	0.96	10

See also: *Ariana Rotation*

1. From a **Split Position** maintaining the relative position of the legs to the surface of the water the hips rotate 180°.

17.0

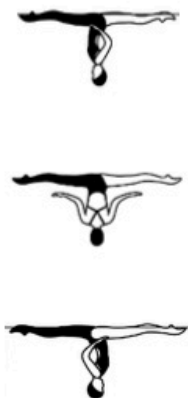







Figure 348 - Tower

Difficulty - 1.9

[CLICK HERE TO WATCH](#)

From a **Front Layout Position** a *Front Pike Position* is assumed. One leg is lifted to a **Fishtail Position**. The horizontal leg is lifted to a **Vertical Position**. A *Vertical Descent* is executed.

					Total
NVT=	6.0	14.5	20.5	14.0	55
PV =	1.09	2.64	3.73	2.55	10

## Group Two

Figure 363 - Waterdrop

Difficulty - 1.8

[CLICK HERE TO WATCH](#)

From a **Front Layout Position** a *Front Pike Position* is assumed. The legs are lifted simultaneously to a **Bent Knee Vertical Position**. A *Half Twist* is executed. A *180° Spin* is executed in the same direction as the bent leg is extended to a **Vertical Position** and completed as the ankles reach the surface of the water. A *Vertical Descent* is executed.












						Total
NVT=	6.0	15.0	15.0	13.0	0	49
PV =	1.22	3.06	3.06	2.65	0	10

Figure 401 - Swordfish

Difficulty - 2.1

[CLICK HERE TO WATCH](#)

From a **Front Layout Position** a **Bent Knee Front Layout Position** is assumed. The back arches more as the extended leg is lifted in a *180° arc* over the surface of the water to assume a **Bent Knee Surface Arch Position**. The bent leg is straightened to assume a **Surface Arch Position**. With continuous motion an *Arch to Back Layout Finish Action* is executed.

					Total
NVT=	4.0	47.0	11.5	7.0	69.5
PV =	0.58	6.76	1.65	1.01	10

## Group Three

Figure 311 - Kip

Difficulty - 1.6

[CLICK HERE TO WATCH](#)

From a **Back Layout Position** the knees, shins and toes are drawn along the surface of the water to assume a **Tuck Position**. With continuous motion the tuck becomes more compact, and a partial Somersault Back Tuck is executed until the shins are perpendicular to the surface of the water. The trunk unrolls as the legs are straightened to assume a **Vertical Position** midway between the former vertical line through the hips and the former vertical line through the head and shins. A *Vertical Descent* is executed.












					Total
NVT=	3.0	2.0	23.0	14.0	42
P =	0.71	0.48	5.48	3.33	10

Figure 227d - Swanita Spinning 180

Difficulty - 1.9

[CLICK HERE TO WATCH](#)

From a **Back Layout Position** a *Bent Knee Surface Arch Position* is assumed. The bent leg is straightened to assume a **Knight Position**. The body rotates 180° to assume a **Fishtail Position**. Continuing in the same direction a descending *Spinning 180°* rotation is executed as the horizontal leg is lifted to a **Vertical Position** and is completed as the ankles reach the surface of the water. A *Vertical Descent* is executed.

						Total
NVT=	17.5	14.0	14.0	12.5	0	58
PV =	3.02	2.41	2.41	2.16	0	10